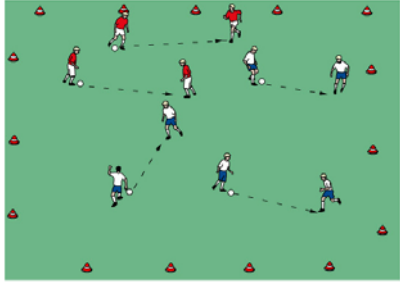

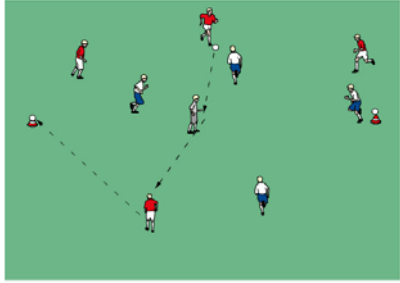


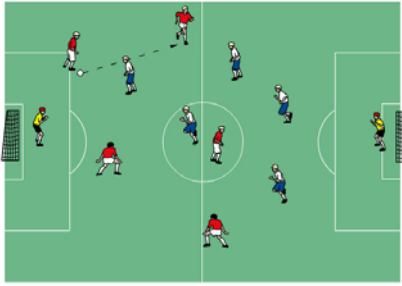

Indiana Youth Soccer Association Lesson Plans

Author: Vince Ganzberg

Age Group: ODP District Training 11-14

Topic: Passing for Possession

Activity Name	Description	Diagram	Purpose/Coaching Points
1			
<p>Warm-Up</p> <p>Partner Passing</p>	<p>In pairs, dribble-pass and move</p> <ol style="list-style-type: none"> 1) pass in grid 2) pass-then checkout around a cone. 		<ul style="list-style-type: none"> • Pace of pass • Techniques of passing • When to pass to feet, space
2			
<p>Match Related</p> <p>Partner Pass Tag</p>	<p>Two players are “It”. “It” players hold a bib/vest between them. They try and tag someone that has a ball. If a person that has a ball gets tagged then they along with their partner become “It”.</p>		<ul style="list-style-type: none"> • Techniques of pass • Disguise-use of outside foot • Passing to correct foot • Pace
3			
<p>Match Related</p> <p>4v4 plus 1</p>	<p>Four against four. There is also an extra attacking player for the team in possession. Balls are placed on cones and act as targets. One point is scored if the team that has the ball gets 5 passes. Two points are scored if a team passes a ball and knocks it off the cone.</p>		<ul style="list-style-type: none"> • Techniques of pass • Disguise • Pace • Passing to correct foot/space • Plant idea to possess for a purpose.

<p>Match Condition 6v6</p>	<p>Play the game</p>		<ul style="list-style-type: none">• Passing in match
<p>5 Cool Down</p>	<p>Clark Activity in fours</p>		<ul style="list-style-type: none">• Fun• Competitive